

DISSECTING FORCEPS NON TEETH
PINCE DISSECTION
PINZA DE DISSECCION SIN DIENTES
PINÇA DE DISSECÇÃO SEM DENTES



SCHWEDISCHES MODELL
 SWEDISH PATTERN




// STILLE //

CODE	straight gerade	curved gebogen	straight gerade	medium, straight mittelbreit, gerade	medium, curved mittelbreit, gebogen	straight gerade
4½ - 10.5CM	DR 1000-10	DR 1001-10	DR 1002-10	DR 1010-10	DR 1011-10	DR 1013-10
4½ - 11.5CM	DR 1000-11	DR 1001-11	DR 1002-11	DR 1010-11	DR 1011-11	DR 1013-11
5 - 13CM	DR 1000-13	DR 1001-13	DR 1002-13	DR 1010-13	DR 1011-13	DR 1013-13
5½ - 14CM	DR 1000-14	DR 1001-14	DR 1002-14	DR 1010-14	DR 1011-14	DR 1013-14
6½ - 16CM	DR 1000-16	DR 1001-16	DR 1002-16	DR 1010-16	DR 1011-16	DR 1013-16
7 - 18CM	DR 1000-18	DR 1001-18	DR 1002-18	DR 1010-18	DR 1011-18	DR 1013-18
8 - 20CM	DR 1000-20	DR 1001-20	DR 1002-20	DR 1010-20	DR 1011-20	DR 1013-20
9 - 23CM	DR 1000-23	DR 1001-23	DR 1002-23	DR 1010-23	DR 1011-23	DR 1013-23
10 - 25CM	DR 1000-25	DR 1001-25	DR 1002-25	DR 1010-25	DR 1011-25	DR 1013-25
11 - 28CM	DR 1000-28	DR 1001-28	DR 1002-28	DR 1010-28	DR 1011-28	DR 1013-28
12 - 30CM	DR 1000-30	DR 1001-30	DR 1002-30	DR 1010-30	DR 1011-30	DR 1013-30

**USA MODELL
 USA PATTERN**



// STANDARD //



CODE	narrow, straight schmal, gerade	straight gerade	medium, straight mittelbreit, gerade	English Model
4 1/2 - 10.5CM	DR 1015-10	DR 1020-10	DR 1022-10	DR 1024-10
4 1/2 - 11.5CM	DR 1015-11	DR 1020-11	DR 1022-11	DR 1024-11
5 - 13CM	DR 1015-13	DR 1020-13	DR 1022-13	DR 1024-13
5 1/2 - 14CM	DR 1015-14	DR 1020-14	DR 1022-14	DR 1024-14
6 1/4 - 16CM	DR 1015-16	DR 1020-16	DR 1022-16	DR 1024-16
7 - 18CM	DR 1015-18	DR 1020-18	DR 1022-18	DR 1024-18
8 - 20CM	DR 1015-20	DR 1020-20	DR 1022-20	DR 1024-20
9 - 23CM	DR 1015-23	DR 1020-23	DR 1022-23	DR 1024-23
10 - 25CM	DR 1015-25	DR 1020-25	DR 1022-25	DR 1024-25
11 - 28CM	DR 1015-28	DR 1020-28	DR 1022-28	DR 1024-28
12 - 30CM	DR 1015-30	DR 1020-30	DR 1022-30	DR 1024-30



**ENGLISH
 MODEL**



// EWALD //



**// JACOBSON
 ADSON //**



// MICRO ADSON //

STRAIGHT
GERADE



// ADSON STANDARD //

STRAIGHT
GERADE



// ADSON //

STRAIGHT
GERADE



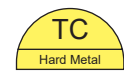
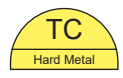
CODE	EWALD	JACOBSON	MICRO	STADARD	ADSON TC
4 1/2" - 12 CM	DR 1032-12	DR 1033-12	DDR 1034-12	DDR 1035-12	DR 1036-12
6" - 15 CM	DR 1032-15	DR 1033-15	DR 1034-15	DR 1035-15	DR 1036-15



// MC INDOE //



STRAIGHT GERADE STRAIGHT GERADE STRAIGHT GERADE CURVED GEBOGEN STRAIGHT GERADE




CODE	MC INDOE	MC INDOE	SEMKEN	SEMKEN	SEMKEN
5"-12.5 CM	-	-	DR 1040-12	DR 1041-12	DR 1042-12
6" -15 CM	DR 1038-15	DR 1039-15	DR 1040-15	DR 1041-15	DR 1042-15



// SEMKEN //



// TAYLOR //



STRAIGHT GERADE CURVED GEBOGEN STRAIGHT GERADE CURVED GEBOGEN STRAIGHT GERADE

CODE	MC INDOE	MC INDOE	SEMKEN	SEMKEN	SEMKEN
7"-18 CM	DR 1050-17	DR 1051-17	DR 1052-17	DR 1053-17	DR 1054-17



// TAYLOR //

BONNEY



// WAUGH //



STRAIGHT
GERADE



STRAIGHT
GERADE



STRAIGHT
GERADE



STRAIGHT
GERADE



// BROPHY //

CURVED
GEBOGEN

DESCRIPTION	WAUGH	WAUGH <small>smooth glatt</small>	BONNEY	BONNEY	BONNEY
6"-15 CM	DR 1055-15	DR 1056-158	-	-	-
7"-18 CM	DR 1055-18	DR 1056-20	DR 1059-18	-	-
8"-20 CM	DR 1055-20		-	DR 1060-20	DR 1061-20



STRAIGHT
GERADE



CURVED
GEBOGEN



STRAIGHT
GERADE



CURVED
GEBOGEN



STRAIGHT
GERADE

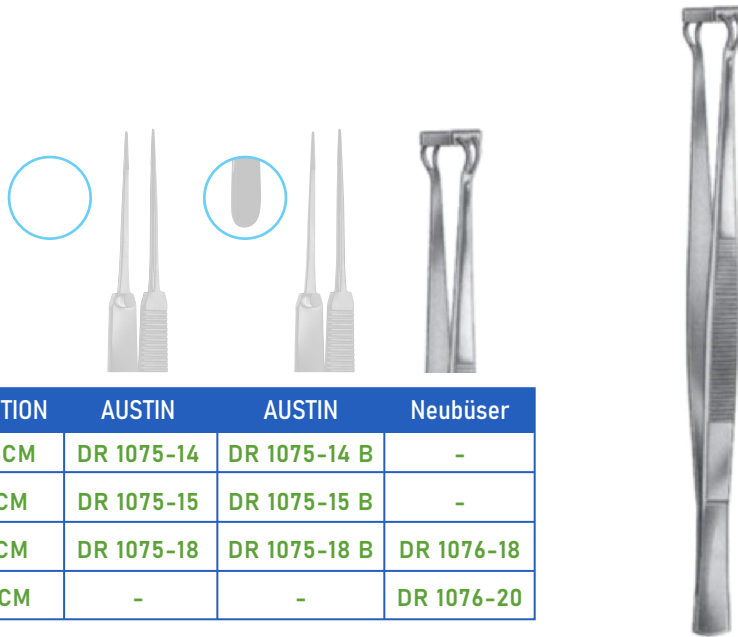


CURVED
GEBOGEN



// GERALD //

DESCRIPTION					GERALD	GERALD
5 - 13CM	-	DR 1066-13	DR 1068-13	DR 1069-13	-	-
6"-15 CM	DR 1065-15	DR 1066-15	DR 1068-15	DR 1069-15	-	-
7"-18 CM	DR 1065-18	-	DR 1068-18	DR 1069-18	DR 1070-18	DR 1071-18
8"-20 CM	DR 1065-20	-	-	-	DR 1070-20	DR 1071-20



DESCRIPTION	AUSTIN	AUSTIN	Neubüser
5½ - 14CM	DR 1075-14	DR 1075-14 B	-
6"-15 CM	DR 1075-15	DR 1075-15 B	-
7"-18 CM	DR 1075-18	DR 1075-18 B	DR 1076-18
8"-20 CM	-	-	DR 1076-20

// AUSTIN //

// NEUBÜSER //



// CUSHING //



GRÜNWALD



// CUSHING TAYLOR //

DESCRIPTION	CUSHING	CUSHING	CUSHING	CUSHING	CUSHING TAYLOR	GRÜNWALD
7"-18 CM	DR 1080-17	DR 1081-17	DR 1082-17	DR 1082-17 B	DR 1083-17	DR 1084-17
8"-20 CM	DR 1080-20	DR 1081-20	DR 1082-20	DR 1082-20 B	-	-

DISSECTING FORCEPS NON TEETH
 PINCE DISSECTION
 PINZA DE DISSECCION SIN DIENTES
 PINÇA DE DISSECÇÃO SEM DENTES



STRAIGHT GERADE STRAIGHT GERADE STRAIGHT GERADE CURVED GEBOGEN CURVED GEBOGEN



DESCRIPTION	WANGENSTEEN	WANGENSTEEN	POTTS-SMITH	POTTS-SMITH	POTTS-SMITH
6"-15 CM	DR 1085-15	DR 1086-15	DR 1090-15	DR 1091-15	DR 1092-15
7"-18 CM	DR 1085-18	DR 1086-18	DR 1090-18	DR 1091-18	DR 1092-18
8"-20 CM	DR 1085-20	DR 1086-20	DR 1090-20	DR 1091-20	DR 1092-20
9 - 23CM	DR 1085-23	DR 1086-23	DR 1090-23	DR 1091-23	DR 1092-23
10 - 25CM	DR 1085-25	DR 1086-25	DR 1090-25	DR 1091-25	DR 1092-25



// WANGENSTEEN //

// POTTS SMITH //



1 : 2 teeth
 1 : 2 Zähne



STRAIGHT GERADE STRAIGHT GERADE STRAIGHT GERADE CURVED GEBOGEN

DESCRIPTION	STANDARD	OEHLER	STANDARD NARROW	STANDARD NARROW
4¼ - 10.5CM	DR 1100-10	DR 1101-10	DR 1110-10	DR 1111-10
4½ - 11.5CM	DR 1100-11	DR 1101-11	DR 1110-11	DR 1111-11
5 - 13CM	DR 1100-13	DR 1101-13	DR 1110-13	DR 1111-13
5½ - 14CM	DR 1100-14	DR 1101-14	DR 1110-14	DR 1111-14
6¼ - 16CM	DR 1100-16	DR 1101-16	DR 1110-16	DR 1111-16
7 - 18CM	DR 1100-18	DR 1101-18	DR 1110-18	DR 1111-18
8 - 20CM	DR 1100-20	DR 1101-20	DR 1110-20	DR 1111-20
9 - 23CM	DR 1100-23	DR 1101-23	DR 1110-23	DR 1111-23
10 - 25CM	DR 1100-25	DR 1101-25	DR 1110-25	DR 1111-25
11 - 28CM	DR 1100-28	DR 1101-28	DR 1110-28	DR 1111-28
12 - 30CM	DR 1100-30	DR 1101-30	DR 1110-30	DR 1111-30



1 : 2 teeth
 1 : 2 Zähne



STANDARD PATTERN
 STANDARD MODEL

NARROW
 SCHMAL

OEHLER



// STANDARD PATTERN
 STANDARD MODELL //



2 : 3 teeth
 2 : 3 Zähne



STRAIGHT
 GERADE



3 : 4 teeth
 3 : 4 Zähne



STRAIGHT
 GERADE




4 : 5 teeth
 4 : 5 Zähne



STRAIGHT
 GERADE

DESCRIPTION			
5 - 13CM	DR 1102-13	DR 1103-13	DR 1104-13
5½ - 14CM	DR 1102-14	DR 1103-14	DR 1104-14
6¼ - 16CM	DR 1102-16	DR 1103-16	DR 1104-16
7 - 18CM	DR 1102-18	DR 1103-18	DR 1104-18
8 - 20CM	DR 1102-20	DR 1103-20	DR 1104-20
9 - 23CM	DR 1102-23	DR 1103-23	DR 1104-23
10 - 25CM	DR 1102-25	DR 1103-25	DR 1104-25
11 - 28CM	DR 1102-28	DR 1103-28	DR 1104-28
12 - 30CM	DR 1102-30	DR 1103-30	DR 1104-30



DESCRIPTION				
4½ - 11.5CM	DR 1120-11	DR 1122-11	DR 1123-11	DR 1126-11
5 - 13CM	DR 1120-13	DR 1122-13	DR 1123-13	DR 1126-13
5½ - 14CM	DR 1120-14	DR 1122-14	DR 1123-14	DR 1126-14
6¼ - 16CM	DR 1120-16	DR 1122-16	DR 1123-16	DR 1126-16
7 - 18CM	DR 1120-18	DR 1122-18	DR 1123-18	DR 1126-18
8 - 20CM	DR 1120-20	DR 1122-20	DR 1123-20	DR 1126-20
9 - 23CM	DR 1120-23	DR 1122-23	DR 1123-23	DR 1126-23
10 - 25CM	DR 1120-25	DR 1122-25	DR 1123-25	DR 1126-25
12 - 30CM	DR 1120-30	DR 1122-30	DR 1123-30	DR 1126-30



// USA PATTERN
 MODELL USA //



1 : 2 teeth
 1 : 2 Zähne

STRAIGHT
GERADE STRAIGHT
GERADE STRAIGHT
GERADE

DESCRIPTION	TREVES	LERCHE	STONE
5 - 13CM	DR 1128-13	-	-
6 1/2 - 16CM	DR 1128-16	DR 1127-02	DR 1127-15



// LERCHE // // STONE //

// TREVES //



1 : 2 teeth
 1 : 2 Zähne



// MICRO
ADSON // // MICRO
ADSON-BIEMER //



STRAIGHT
GERADE



STRAIGHT
GERADE



STRAIGHT
GERADE



STRAIGHT
GERADE



STRAIGHT
GERADE



1 : 2 teeth
 1 : 2 Zähne



STANDARD
ADSON ADSON
EWALD

DESCRIPTION	MICRO-ADSON	MICRO-ADSON	ADSON-BIEMER	EWALD	STANDARD-ADSON
4 1/4" - 12 CM	DR 1130-12	DR 1130-00/12	DR 1131-12	DR 1132-12	DR 1134-12
6" - 15 CM	DR 1130-15	DR 1130-00/15	DR 1131-15	DR 1132-15	DR 1134-15




DESCRIPTION	ADSON	ADSON	ADSON	ADSON	ADSON-BROWN	ADSON-BROWN	ADSON-BROWN
4 1/2" - 12 CM	DR 1135-12	DR 1135-12/02	DR 1135-12/03	DR 1136-12	DR 1137-00/12	DR 1137-12	DR 1137-12-01
6" - 15 CM	DR 1135-12	DR 1135-15/02	DR 1135-15/03	DR 1136-15	DR 1137-00/15	DR 1137-15	DR 1137-15-02

ADSON

ADSON BROWN

STANDARD ADSON



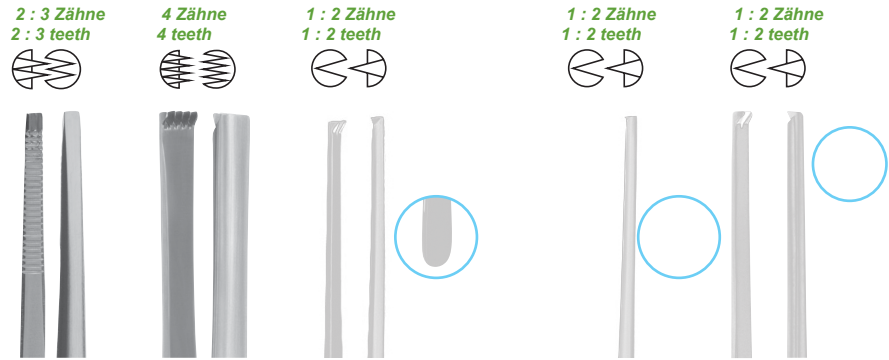
DESCRIPTION	ADSON	ADSON	ADSON	ADSON	ADSON-BROWN	ADSON-BROWN
4 1/2" - 12 CM	-	-	-	DR 1140-12	DR 1141-12	DR 1142-12
6" - 15 CM	DR 1138-15	DR 1138-00/15	DR 1139-15	DR 1140-15	DR 1141-15	DR 1142-15
8 - 20 CM	-	-	DR 1139-20	-	-	-
10 - 25 CM	-	-	DR 1139-25	-	-	-

GILLIES

SEMKEN

BROWN


TAYLOR



DESCRIPTION	Adlerkreutz	Adlerkreutz	TAYLOR	TAYLOR	TAYLOR	TAYLOR
6 1/2 - 16 CM	DR 1144-15	DR 1145-15	-	-	-	-
7 - 18 CM	DR 1144-18	DR 1145-18	DR 1150-17	DR 1151-17	DR 1152-17	DR 1154-18
8 - 20 CM	DR 1144-20	DR 1145-20	-	-	-	-
10 - 25 CM	DR 1144-25	DR 1145-25	-	-	-	-

ADLERKREUTZ

TAYLOR



DESCRIPTION	WAUGH	BROPHY	BROPHY	GERALD	GERALD
6" - 15 CM	DR 1155-15	-	-	-	-
8 - 20 CM	DR 1155-18	-	-	DR 1170-18	DR 1171-18
7 - 18 CM	DR 1155-20	DR 1160-20	DR 1161-20	DR 1170-20	DR 1171-20

WAUGH BROPHY

GERALD



1 : 2 Zähne
 1 : 2 teeth




1 : 2 Zähne
 1 : 2 teeth



DESCRIPTION	CUSHING	CUSHING	POTTS-SMITH	POTTS-SMITH
7" - 18 CM	DR 1180-18	DR 1181-18	DR 1190-18	DR 1191-18
8" - 20 CM	DR 1180-20	DR 1181-20	DR 1190-20	DR 1191-20
9" - 23 CM	-	-	DR 1190-23	DR 1191-23
10" - 25 CM	-	-	DR 1190-25	DR 1191-25

CUSHING

POTTS-SMITH



DUVAL COLLIN
 DUVAL




DESCRIPTION	ADSON	ADSON	ADSON	ADSON
5 1/2 - 14CM	DR 1215-14	-	DR 1219-14	-
6 1/2 - 16CM	-	-	DR 1219-16	DR 1220-16
8 - 20CM	-	DR 1216-20	DR 1219-20	DR 1220-20
10 - 25CM	-	-	-	DR 1220-25

RUSSIAN PATTERN
 RUSSISCHES MODELL



DURANTE



STRAIGHT GERADE STRAIGHT GERADE STRAIGHT GERADE STRAIGHT GERADE STRAIGHT GERADE STRAIGHT GERADE



DESCRIPTION	MAYO	FERRIS-SMITH	FERRIS-SMITH	FERRIS-SMITH	LANE	LANE
5½ - 14CM	-	-	-	DR 1225-52	DR 1226-14	DR 1227-14
7 - 18CM	-	DR 1225-18	DR 1225-18-B	-	-	-
8 - 20CM	-	-	-	-	DR 1226-20	DR 1227-20
9 - 23CM	DR 1221-23	-	-	-	-	-

MAYO FERRIS SMITH



FERRIS SMITH LANE

STILLE BARRAYA



STRAIGHT GERADE STRAIGHT GERADE CURVED GEBOGEN STRAIGHT GERADE STRAIGHT GERADE

DESCRIPTION	STILLE-BARRAYA	BONNEY	BONNEY	NELSON	SINGLEY-TUTTLE
6½ - 16CM	-	-	-	DR 1235-16	-
7 - 18CM	DR 1228-18	DR 1229-18	DR 1230-18	DR 1235-18	DR 1236-18
8 - 20CM	DR 1228-20	-	-	-	-
9 - 23CM	-	-	-	DR 1235-23	DR 1236-23
10 - 25CM	DR 1228-25	-	-	-	-

BONNEY



NELSON



NO.3

NO.4

NO.5

NO.7

CODE	DESCRIPTION
DR 1240-03	4½ - 11.5CM

CODE	DESCRIPTION
DR 1240-03	4½ - 11.0CM

CODE	DESCRIPTION
DR 1240-05	4½ - 11.0CM

CODE	DESCRIPTION
DR 1240-07	4½ - 11.5CM



SPLINTER

STRAIGHT
GERADE

CURVED
GEBOGEN

CURVED
GEBOGEN

STRAIGHT
GERADE


CURVED
GEBOGEN

CURVED
GEBOGEN

1 : 2 teeth
1 : 2 Zähne

DESCRIPTION						
3½ - 9.0 CM	DR 1250-09	DR 1251-09	DR 1252-09	DR 1260-09	DR 1261-09	DR 1262-09
4½ - 10.5CM	DR 1250-10	DR 1251-10	DR 1252-10	DR 1260-10	DR 1261-10	DR 1262-10
4½ - 11.5CM	DR 1250-11	DR 1251-11	DR 1252-11	DR 1260-11	DR 1261-11	DR 1262-11
5 - 13CM	DR 1250-13	DR 1251-13	DR 1252-13	DR 1260-13	DR 1261-13	DR 1262-13
5½ - 14CM	DR 1250-14	DR 1251-14	DR 1252-14	DR 1260-14	DR 1261-14	DR 1262-14

SPLINTER



STRAIGHT
GERADE



CURVED
GEBOGEN



STRAIGHT
GERADE



CURVED
GEBOGEN



DESCRIPTION					
3 1/4 - 8.0 CM	DR 1290-8	DR 1291-8	DR 1292-8	DR 1293-8	
3 1/2 - 9.0 CM	DR 1290-9	DR 1291-9	DR 1292-9	DR 1293-9	
4 1/4 - 10.5 CM	DR 1290-10	DR 1291-10	DR 1292-10	DR 1293-10	
4 1/2 - 11.5 CM	DR 1290-11	DR 1291-11	DR 1292-11	DR 1293-11	
5 - 13 CM	DR 1290-13	DR 1291-13	DR 1292-13	DR 1293-13	



STRAIGHT
GERADE



STRAIGHT
GERADE



CURVED
GEBOGEN



STRAIGHT
GERADE



CURVED
GEBOGEN



DESCRIPTION	FEILCHENFELD	HUNTER	HUNTER	WALTER-CARMALT	WALTER-CARMALT
3 - 7.5 CM	DR 1220-7	-	-	-	-
3 1/2 - 9.0 CM	DR 1220-9	-	-	-	-
4 1/4 - 10.5 CM	-	DR 1240-10	DR 1241-10	DR 1250-10	DR 1251-10
4 1/2 - 11.5 CM	DR 1220-11	-	-	-	-

FEILCHENFELD

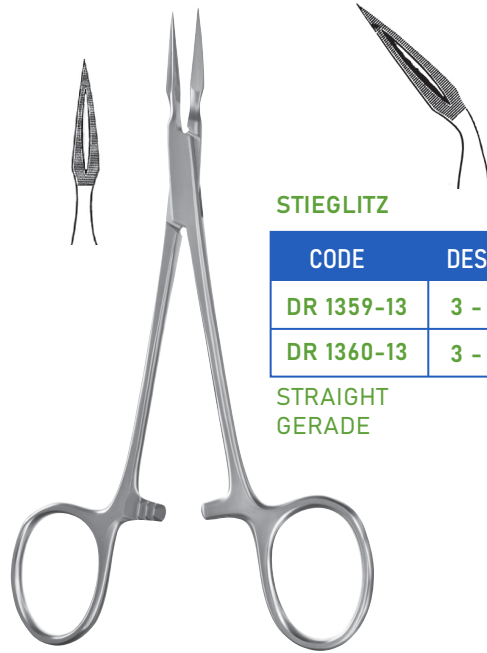
HUNTER WALTER
CARMALT



PEET

CODE	DESCRIPTION
DR 1358-11	4% - 11.0 CM

STRAIGHT
 GERADE



STIEGLITZ

CODE	DESCRIPTION
DR 1359-13	3 - 7.5 CM
DR 1360-13	3 - 7.5 CM

STRAIGHT
 GERADE

STIEGLITZ

CODE	DESCRIPTION
DR 1359-13	5% - 13.5 CM
DR 1360-13	5% - 13.5 CM

STRAIGHT
 GERADE



RALK

CODE	DESCRIPTION
DR 1364-15	6 - 15 CM

STRAIGHT
 GERADE



RALK

CODE	DESCRIPTION
DR 1365-15	6 - 15 CM

STRAIGHT
 GERADE



OCHSNER ADSON



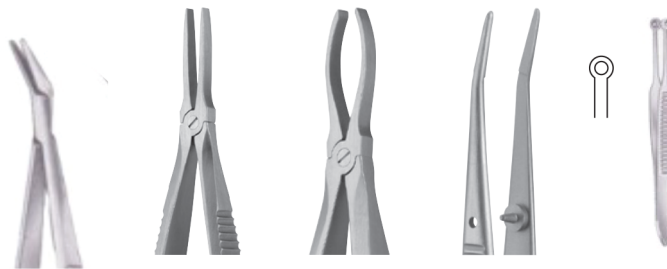
DESCRIPTION			
4% - 12.0 CM	-	-	-
5% - 14.5 CM	DR 1368-14	DR 1369-00	DR 1369-01-12



ADSON



BEAUPRE HENRY



DESCRIPTION	BEAUPRE	HENR	GRADLE	ARRAQUER	BENNETT
3 - 7.0 CM	-	-	-	-	DR 1374-07
3½ - 9.0 CM	-	-	DR 1372-09	-	-
	-	-	-	DR 1373-10	-
4½ - 11.5 CM	DR 1370-11	DR 1371-11	-	-	-
5 - 13 CM	-	-	-	-	-



GRADLE



BEER DOUGLAS



STRAIGHT GERADE STRAIGHT GERADE STRAIGHT GERADE STRAIGHT GERADE

DESCRIPTION	BEER	DOUGLAS	ZIEGLER	
3% - 8.0 CM	DR 1380-08	-	-	-
3% - 9.0 CM	DR 1380-09	DR 1382-09	DR 1384-09	DR 1386-09



ZIEGLER



KUEHNE



STRAIGHT GERADE CURVED GEBOGEN STRAIGHT GERADE

DESCRIPTION	KUEHNE	KUEHNE	KUEHNE
4% - 10.5 CM	DR 1390-10	DR 1392-10	DR 1394-10

